

Scaled data based on original data using  
LM-79-08 Approved Method: Electrical and Photometric Measurements of Solid-  
State Lighting Products

Test Report Prepared for  
Cooper Lighting Solutions  
(formerly Eaton)

Brand: STREETWORKS

Report Number: P653152

Luminaire Tested: **GLAN-SA1D-840-U-RW-GRSWH**

Issue Date: 5/27/2021

**Test Information**

Test Method: LM-79-08  
Report Number: P653152  
TEST IS SCALED FROM IESNA LM-79-08 TEST DATA (G3-2011-057-8)  
Test Lab: INNOVATION CENTER  
Issue Date: 5/27/2021  
Manufacturer: COOPER LIGHTING SOLUTIONS (FORMERLY EATON)  
Product Line: STREETWORKS  
Catalog Number: GLAN-SA1D-840-U-RW-GRSWH  
Description: GALLEON AREA AND ROADWAY LUMINAIRE  
(1) 80 CRI, 4000K, 1200mA LIGHTSQUARE WITH 16 LEDS AND RECTANGULAR WIDE OPTICS WITH WHITE GLARE REDUCTION SHIELD  
Light Source: -  
Ballast/Driver: ELECTRONIC DRIVER

**Summary**

Lumens per Lamp: N/A  
Luminaire Lumens: 5768.4 lumens  
Efficiency: N/A  
Efficacy: 88.7 lumens/watt  
Luminous Opening: Rectangular (W 0.5' x L: 0.5' x H: 0')  
IES Classification: Type V - Short  
BUG Rating: B2 - U0 - G1

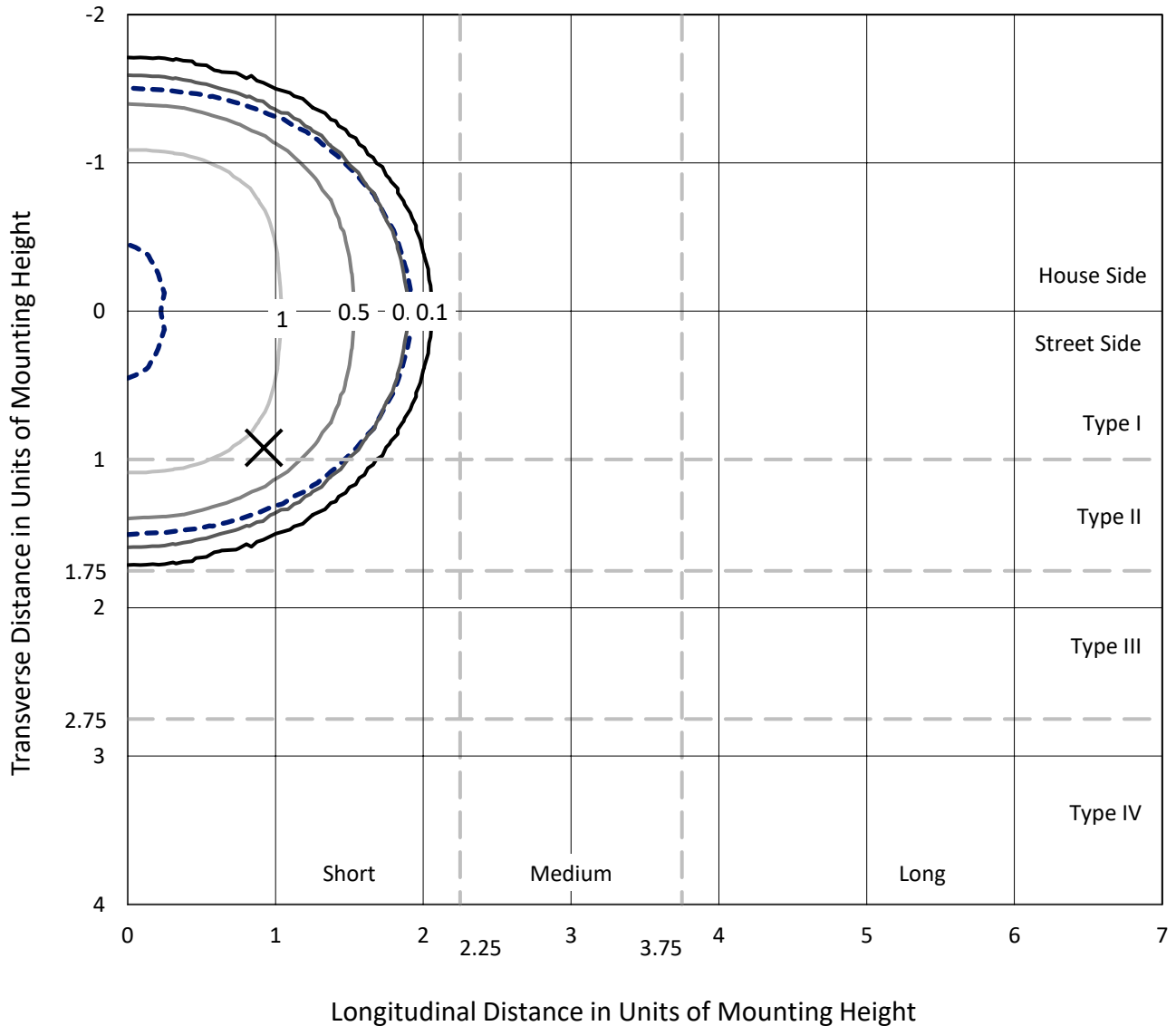
Input Watts (W): 65  
Input Voltage (V): NR  
Input Current (Ain): NR  
Voltage Rise (V): NR  
Power Factor: NR  
Total Harmonic Distortion (THDi): NR  
Frequency (hertz): 60  
Stabilization Time: NR  
Operation Time: NR  
Ambient Temperature (°C): NR  
Test Distance: 24 FT



REPORT NUMBER: P653152  
 CATALOG NUMBER: GLAN-SA1D-840-U-RW-GRSWH

### Iso-Footcandle Lines of Horizontal Illumination

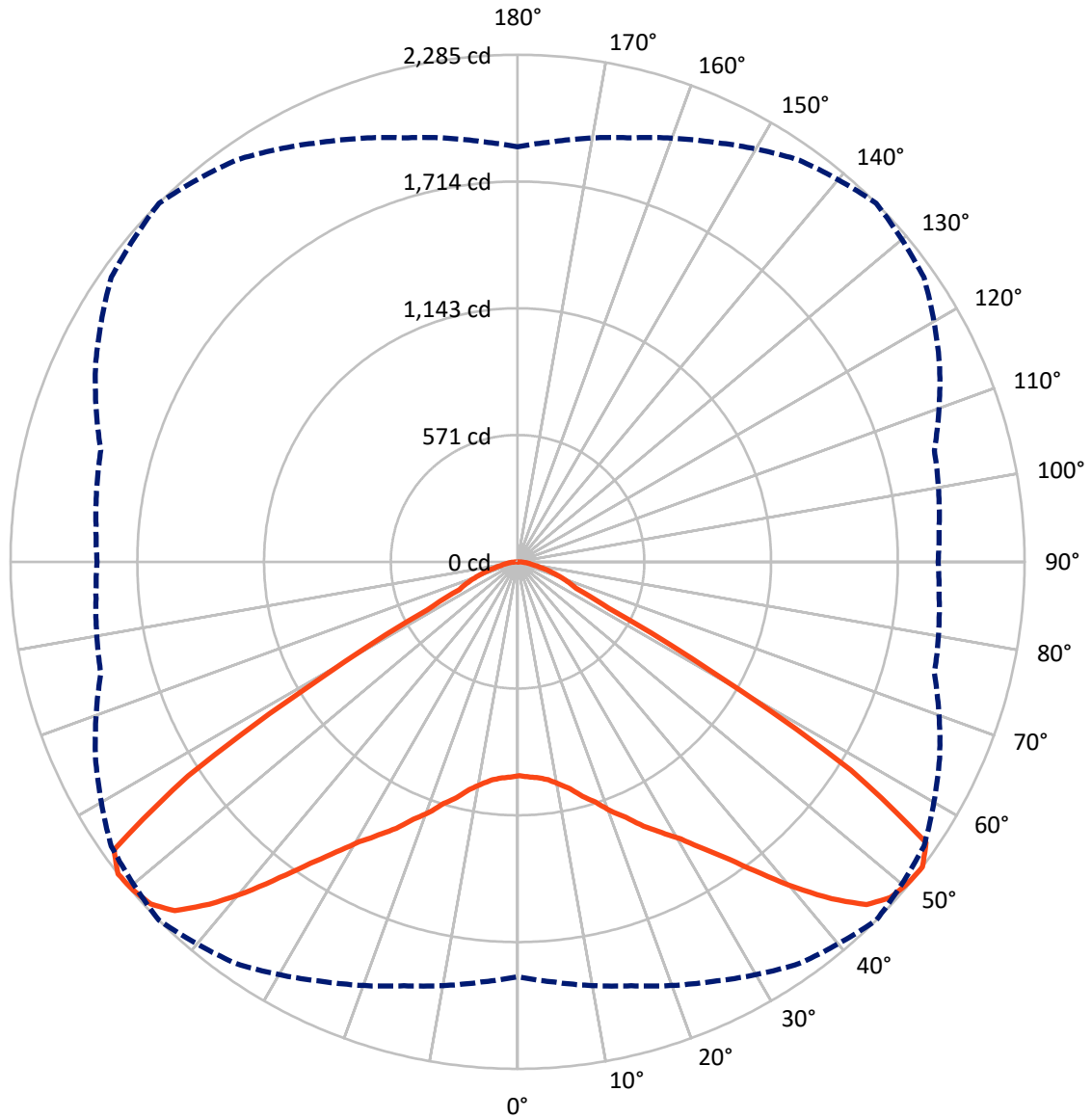
✕ Max cd  
 - - - 1/2 Max cd



Based on 25 foot mounting height. Maximum calculated value = 1.7 fc  
 Type V - Short - N/A

REPORT NUMBER: P653152  
CATALOG NUMBER: GLAN-SA1D-840-U-RW-GRSWH

### Luminous Intensity Polar Plot



— Vertical Plane Through 45-Deg Lateral    - - - Horizontal Cone Through 52.5-Deg Vertical

REPORT NUMBER: P653152  
 CATALOG NUMBER: GLAN-SA1D-840-U-RW-GRSWH

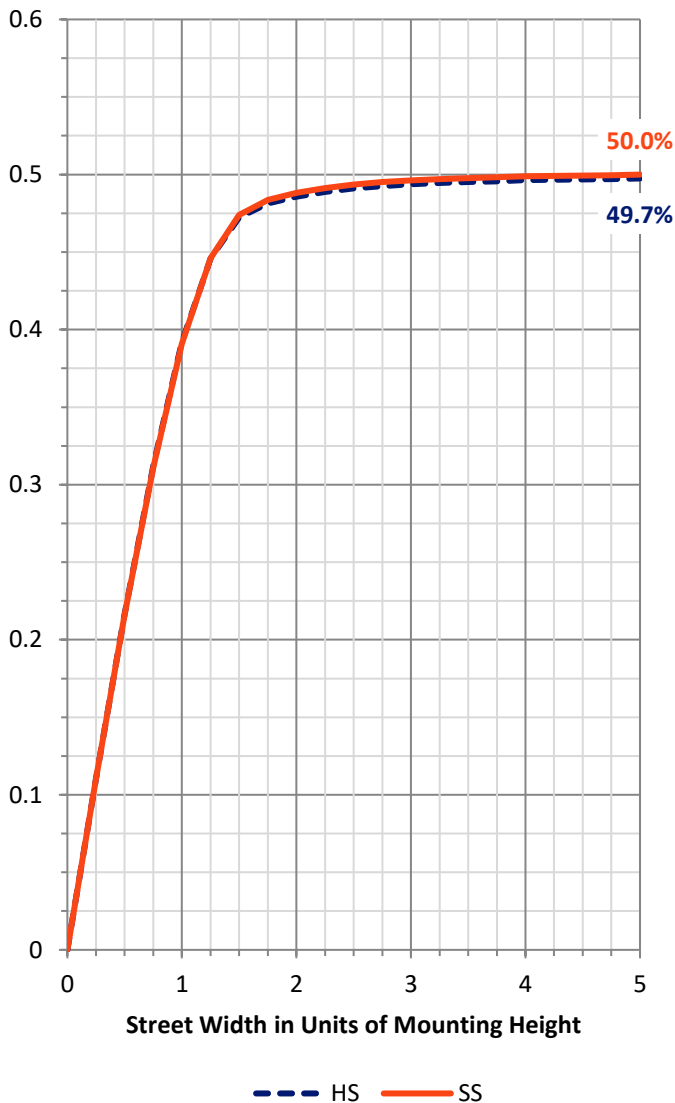
**FLUX DISTRIBUTION:**

		Downward	Upward	Total
<b>House Side</b>	Lumens	2884.2	0.0	2884.2
	% Fixture	50.0	0.0	50.0
<b>Street Side</b>	Lumens	2884.2	0.0	2884.2
	% Fixture	50.0	0.0	50.0
<b>Total</b>	Lumens	5768.4	0.0	5768.4
	% Fixture	100.0	0.0	100.0

**Coefficient of Utilization**

**ZONAL LUMENS:**

Zone	Lumens	% Fixture
0°-10°	94.7	1.6
10°-20°	311.3	5.4
20°-30°	592.7	10.3
30°-40°	1017.6	17.6
40°-50°	1564.2	27.1
50°-60°	1588.4	27.5
60°-70°	442.7	7.7
70°-80°	130.6	2.3
80°-90°	26.3	0.5
90°-100°	0.0	0.0
100°-110°	0.0	0.0
110°-120°	0.0	0.0
120°-130°	0.0	0.0
130°-140°	0.0	0.0
140°-150°	0.0	0.0
150°-160°	0.0	0.0
160°-170°	0.0	0.0
170°-180°	0.0	0.0
0°-90°	5768.4	100.0
0°-180°	5768.4	100.0



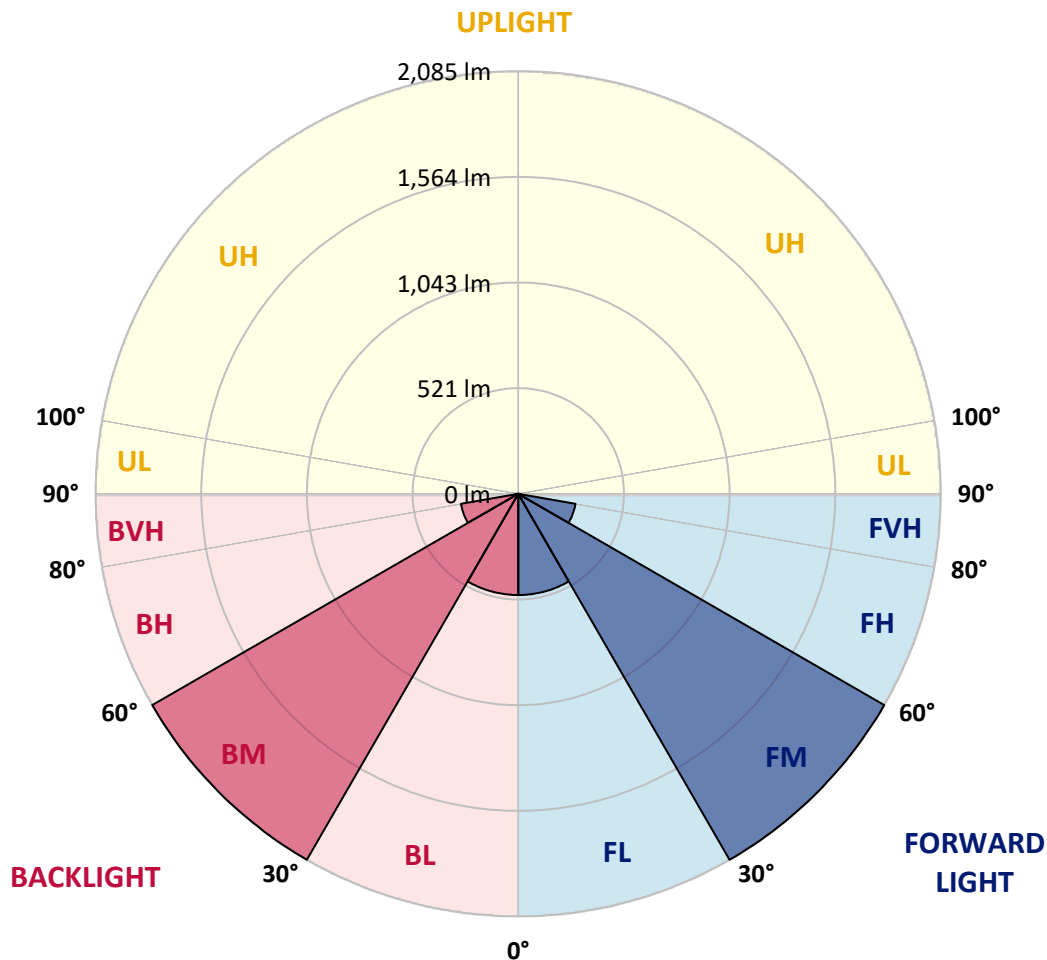
REPORT NUMBER: P653152  
 CATALOG NUMBER: GLAN-SA1D-840-U-RW-GRSWH

**LUMINAIRE CLASSIFICATION SYSTEM LUMEN TABLE AND BUG RATING:**

Zone	Lumens	% Fixture	Zone Rating/Lumen Limit		
			B	U	G
FL (0°-30°)	499.3	8.7			
FM (30°-60°)	2085.1	36.1			
FH (60°-80°)	286.6	5.0			G0/660
FVH (80°-90°)	13.1	0.2			G1/100
BL (0°-30°)	499.3	8.7	B1/500		
BM (30°-60°)	2085.1	36.1	B2/2500		
BH (60°-80°)	286.6	5.0	B1/500		G0/660
BVH (80°-90°)	13.1	0.2			G1/100
UL (90°-100°)	0.0	0.0		U0/0	
UH (100°-180°)	0.0	0.0		U0/0	

**BUG Rating: B2-U0-G1**

Type V Short





REPORT NUMBER: P653152

CATALOG NUMBER: GLAN-SA1D-840-U-RW-GRSWH

**CANDELA DISTRIBUTION (FULL):**

	0°	5°	15°	25°	35°	45°	55°	65°	75°	85°	90°
0°	964.3	964.3	964.3	964.3	964.3	964.3	964.3	964.3	964.3	964.3	964.3
2.5°	966.4	956.4	960.0	962.1	971.4	970.7	968.6	971.4	974.3	975.0	973.5
5°	965.7	958.6	961.4	963.5	972.9	977.8	976.4	988.6	997.2	995.1	1005.8
7.5°	960.0	964.3	960.7	971.4	979.3	991.5	1004.3	1015.8	1026.5	1038.7	1040.9
10°	972.9	972.9	979.3	987.9	1008.6	1017.9	1036.5	1053.0	1073.8	1088.1	1082.4
12.5°	986.5	988.6	988.6	1010.8	1028.0	1048.7	1065.9	1088.1	1117.4	1134.7	1143.3
15°	1000.0	1001.5	1008.6	1038.7	1064.5	1097.4	1113.1	1133.2	1149.6	1181.9	1182.6
17.5°	1012.2	1020.1	1041.6	1075.2	1107.4	1139.0	1164.0	1184.7	1199.1	1212.0	1209.1
20°	1058.1	1063.8	1086.0	1119.6	1167.6	1198.3	1206.9	1210.5	1219.9	1245.6	1237.7
22.5°	1102.5	1104.6	1125.3	1176.9	1210.5	1251.3	1260.7	1258.5	1262.1	1268.5	1280.0
25°	1148.2	1151.8	1180.4	1224.2	1271.3	1320.0	1327.9	1311.5	1306.4	1313.6	1314.3
27.5°	1206.9	1207.7	1244.2	1282.1	1335.8	1381.6	1393.8	1380.9	1357.3	1363.0	1372.3
30°	1281.4	1276.4	1312.9	1367.3	1423.8	1449.6	1470.4	1463.9	1438.2	1433.1	1425.2
32.5°	1367.3	1368.7	1401.7	1461.1	1498.3	1541.2	1563.4	1552.7	1536.3	1527.7	1532.6
35°	1488.3	1494.7	1516.9	1566.3	1626.4	1647.9	1683.0	1660.0	1617.2	1627.8	1637.2
37.5°	1587.8	1606.4	1647.9	1706.6	1742.4	1781.7	1794.7	1763.9	1732.4	1719.5	1750.3
40°	1740.3	1734.6	1780.3	1839.0	1892.0	1931.4	1915.0	1884.2	1806.1	1806.8	1815.5
42.5°	1871.2	1874.2	1909.2	1979.4	2051.7	2076.0	2023.8	1948.6	1862.0	1852.6	1871.2
45°	1981.5	1993.0	2013.0	2106.8	2177.7	2204.2	2107.5	2018.7	1902.8	1864.1	1894.9
47.5°	2020.8	2039.5	2083.2	2169.0	2239.2	2260.7	2183.4	2056.0	1940.7	1877.7	1894.2
50°	2026.6	2020.2	2091.7	2170.5	2232.1	2278.6	2210.6	2083.2	1931.4	1898.5	1893.4
52.5°	1869.8	1901.3	1977.9	2086.0	2210.6	2285.0	2235.0	2098.2	1944.3	1907.1	1894.9
55°	1513.3	1476.1	1615.7	1797.6	2026.6	2233.5	2226.3	2106.0	1952.1	1921.3	1904.9
57.5°	844.7	855.5	934.2	1131.8	1427.4	1771.1	1979.4	2023.0	1948.6	1930.7	1939.3
60°	390.9	394.4	428.1	520.4	703.7	1004.3	1278.6	1557.0	1685.1	1710.9	1710.9
62.5°	291.3	289.9	298.6	315.0	353.6	461.7	616.4	837.6	1013.7	1136.8	1169.0
65°	263.4	262.7	267.0	272.7	275.6	290.6	325.0	393.0	450.3	483.2	477.5
67.5°	230.5	229.8	231.2	234.8	239.9	247.7	256.3	270.6	290.6	289.2	285.6
70°	186.1	186.1	188.3	191.2	196.9	206.1	216.2	226.2	243.4	247.0	246.2
72.5°	137.4	135.3	139.6	145.3	151.0	162.5	173.2	182.6	194.7	198.3	196.9
75°	87.3	88.7	91.7	98.1	108.1	116.0	127.4	135.3	143.1	146.0	146.8
77.5°	48.7	50.1	55.1	63.0	73.0	81.6	91.7	98.1	103.1	103.8	104.5
80°	29.4	30.1	35.1	42.2	50.8	60.1	68.0	74.4	78.7	76.6	75.9
82.5°	17.9	18.6	22.9	29.4	36.5	43.6	52.2	57.9	62.3	59.4	56.5
85°	9.3	10.0	13.6	17.9	23.6	27.2	27.2	24.3	23.6	22.2	21.4
87.5°	2.9	2.9	3.6	4.3	3.6	4.3	5.0	5.7	5.7	6.5	5.7
90°	0.0	0.0	0.0	0.0	0.0	0.0	0.0	0.0	0.0	0.0	0.0

(END OF REPORT)